



# Brand guide 2022

If you have any questions, contact:  
[marketing@eficode.com](mailto:marketing@eficode.com)



Section 1

# Logos

## Logo variants

### Primary logo

Wherever possible, we use the logo with our diamond. The black background logo is for light backgrounds and the white background logo is for dark backgrounds.




eficode

## Logo variants

To ensure that clear space is maintained around the logo for legibility and prominence all other elements must follow the guidelines illustrated here.

- Use the letter “f” as a measuring tool to help maintain clearance when using the diamond.
- On horizontal version use the “e” as a measuring tool instead of the “f”.



## Logo pairings



**Light background**

Use the reverse in these cases  
Dark on light bg or light on dark bg

**Dark background**

**Solid color**

Typically, the black logo  
looks better on solid colors  
that aren't too dark

**Image**

Logo can be white or black  
depending on background  
image

# Logo pairings

**It is important that the appearance of our logos remain consistent**

- Don't squash the logo horizontally or vertically
- Don't recolor the background of the logo or the color of the text
- Don't resize the diamond shape
- Don't add special effects or styles to the logo
- Never move or scale the eficode within the diamond
- Don't add anything inside the diamond (other words or pattern for example)
- Don't use an outlined version of the logo

## Download the Logos

You can find the logos in our drive [here](#).



## Eficode ROOT logo

Use the primary Eficode ROOT logo whenever possible. Use the secondary logo in cases when the primary logo can't be used.

Always place only one Eficode diamond per page.

The logo can be used in black (light backgrounds) or in white (dark backgrounds), but should not be changed to any other color.

Primary Eficode  
Root logo



Secondary Eficode  
Root logo



Section 2

# Typography



# Typography

## Fonts

Use our website as an example.

- [Montserrat](#).
- Mega title - **Montserrat Black**  
Do not overuse, mega title can be a short headline, max 3 lines of text.
- Title - **Montserrat Bold**
- Lead - **Montserrat Medium**
- Body copy - **Montserrat Normal**

## Specifications

- Line height of 1.25 is usual and 1.5 is good for longer texts
- Character spacing: **default**

Aa Montserrat

ABCDEFGHIJKLMNOPQRSTUVWXYZ

abcdefghijklmnopqrstuvwxyzäöæå

1234567890

Section 3

# Colors

# Color palette - Primary

## Primary palette

Eficode's main colors are **Yellow, Almost Black, Middle Gray**.




### Yellow

Pantone 109 C  
RGB: 255, 209, 0  
HEX: #FFD100  
CMYK: 1, 16, 99, 0



### Almost Black

Pantone Black 6 C  
RGB: 16, 24, 32  
HEX: #101820  
CMYK: 82, 71, 59, 75



### Middle Gray

Pantone Warm gray 1C  
RGB: 215, 210, 203  
HEX: #D7D2Cb  
CMYK: 2, 2, 6, 7

# Color palette - Primary

## Primary palette



### Light Yellow

RGB: 255, 240, 153

HEX: #FFFO99

CMYK: 1, 2, 49, 0




### Deep Yellow

RGB: 255, 181, 0

HEX: #FFB500

CMYK: 0, 33, 93, 0




### Light Grey

RGB: 240, 240, 237

HEX: #F0F0EC

CMYK: 7, 5, 7, 0



### Grey

RGB: 181, 173, 168

HEX: #B4AEA9

CMYK: 31, 27, 29, 6

# Color palette - Secondary

## Secondary palette

Use these with moderation.



**Mango Tango**

RGB: 240, 99, 0

HEX: #F06400

CMYK: 0, 71, 100, 0



**Mango Tango Light**

RGB: 247, 204, 173

HEX: #F7CBAD

CMYK: 2, 25, 33, 0



**Indigo**

RGB: 0, 62, 81

HEX: #003E51

CMYK: 97,67,48,38



**Cornflower Blue**

RGB: 0, 146, 188

HEX: #007FA3

CMYK: 100, 5, 14, 17